

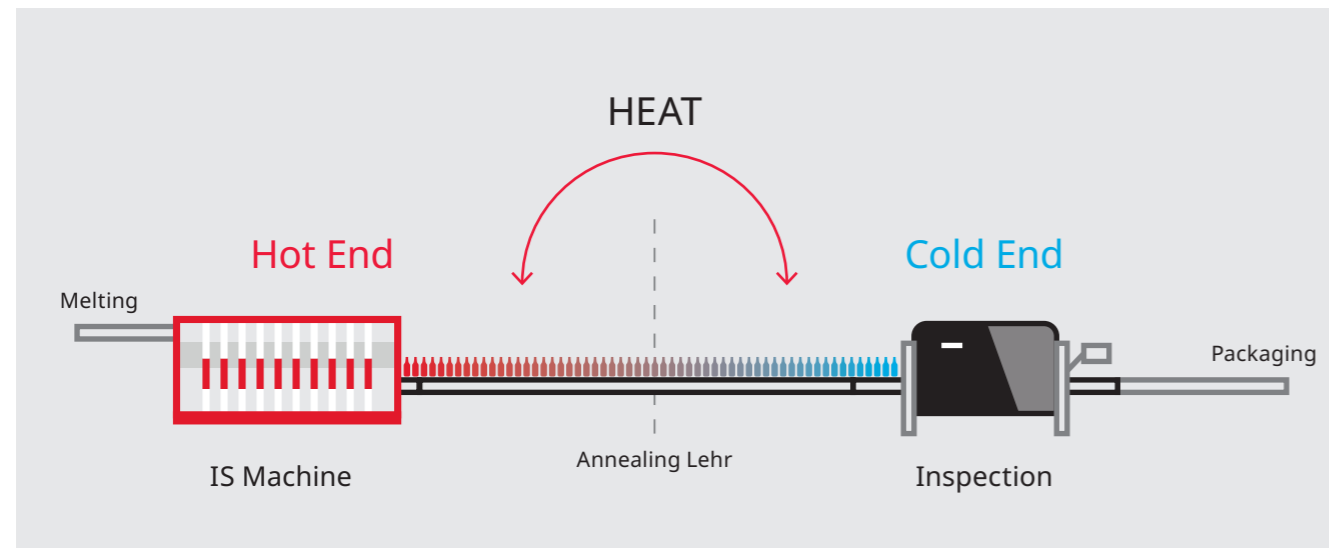
Hot End Advisory Tool (HEAT)



Making the most of your data by bridging the information gap between the Cold End and the Hot End, HEAT is an invaluable tool to optimize your process and improve pack to melt.

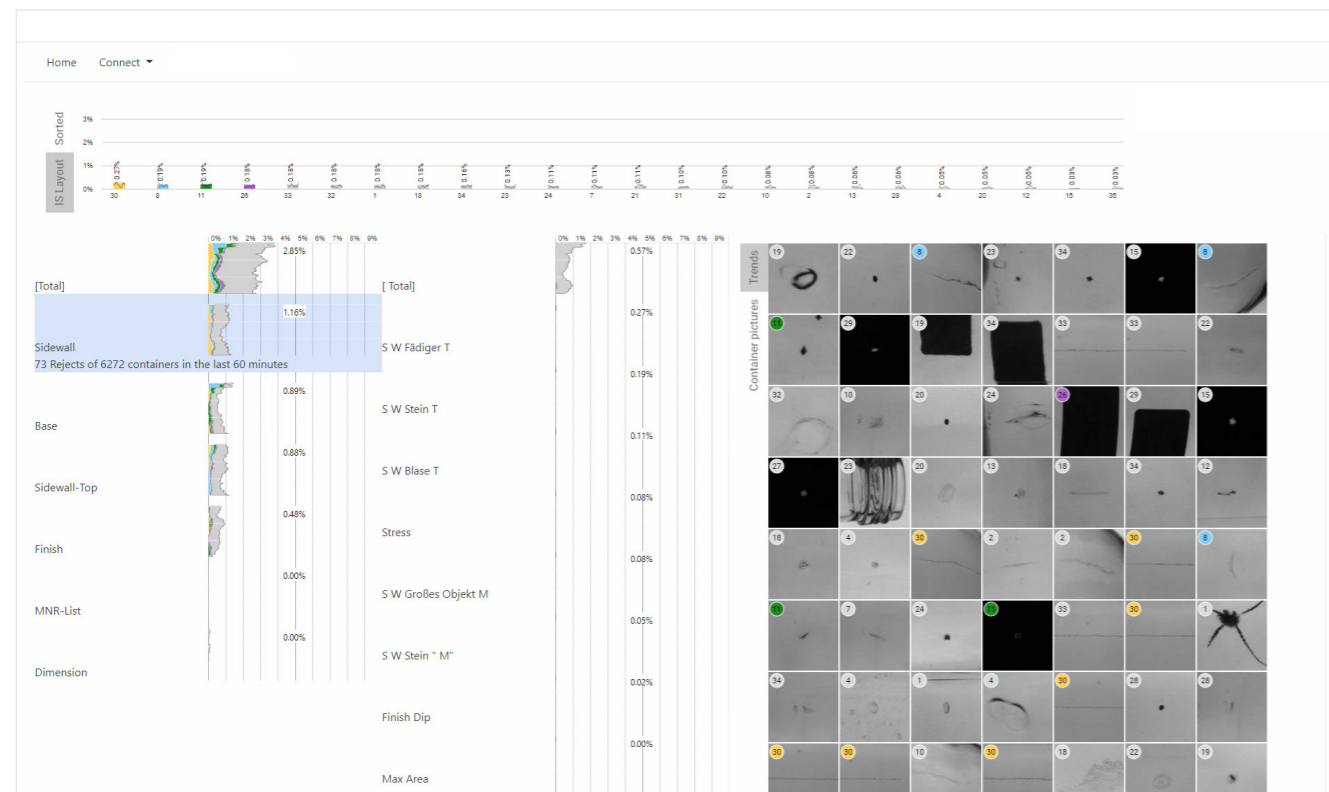
- With HEAT all relevant data is readily available and clearly presented at the Hot End without additional effort by the operator
- HEAT speeds up the information exchange between the Cold End and the Hot End saving time and reducing ware loss
- HEAT helps to identify trends
- HEAT can advise on how to improve the process by integrating a Defect Advisory Tool with its Cause and Remedy database directly into the user interface
- HEAT Facilitates a common understanding for problems leading to ware loss between the Cold End and the Hot End promoting prompt and joint action

Cold End data at the Hot End in Real Time



- Quick overview over reject rates
- Graphical display of values and trends
- Inspection images for visual analysis
- Easy and intuitive web interface
- Various data (counters, measured values, defect types)
- Early identification of causes and advice on the remedies


Station Based Display of Frequent Defects



Clear Presentation and Quick Analysis

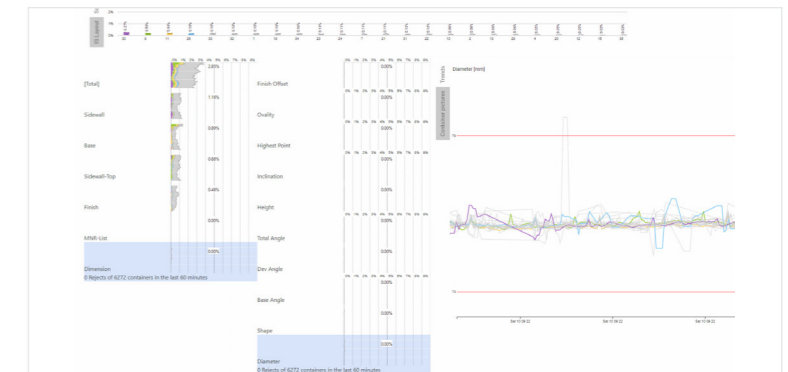
Mold / Station Based

- Reject rates
- per form
- per station
- per reject cause
- Displaying the last three hours
- Inspection images of stations
- rejected containers
- all containers



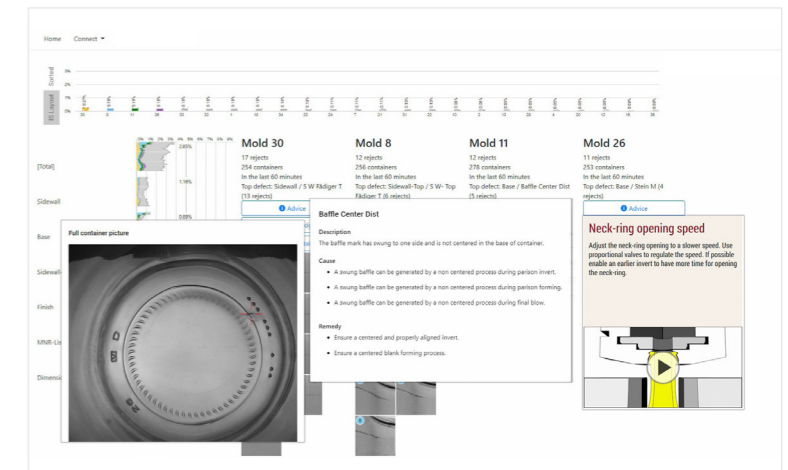
Visualization of measured values

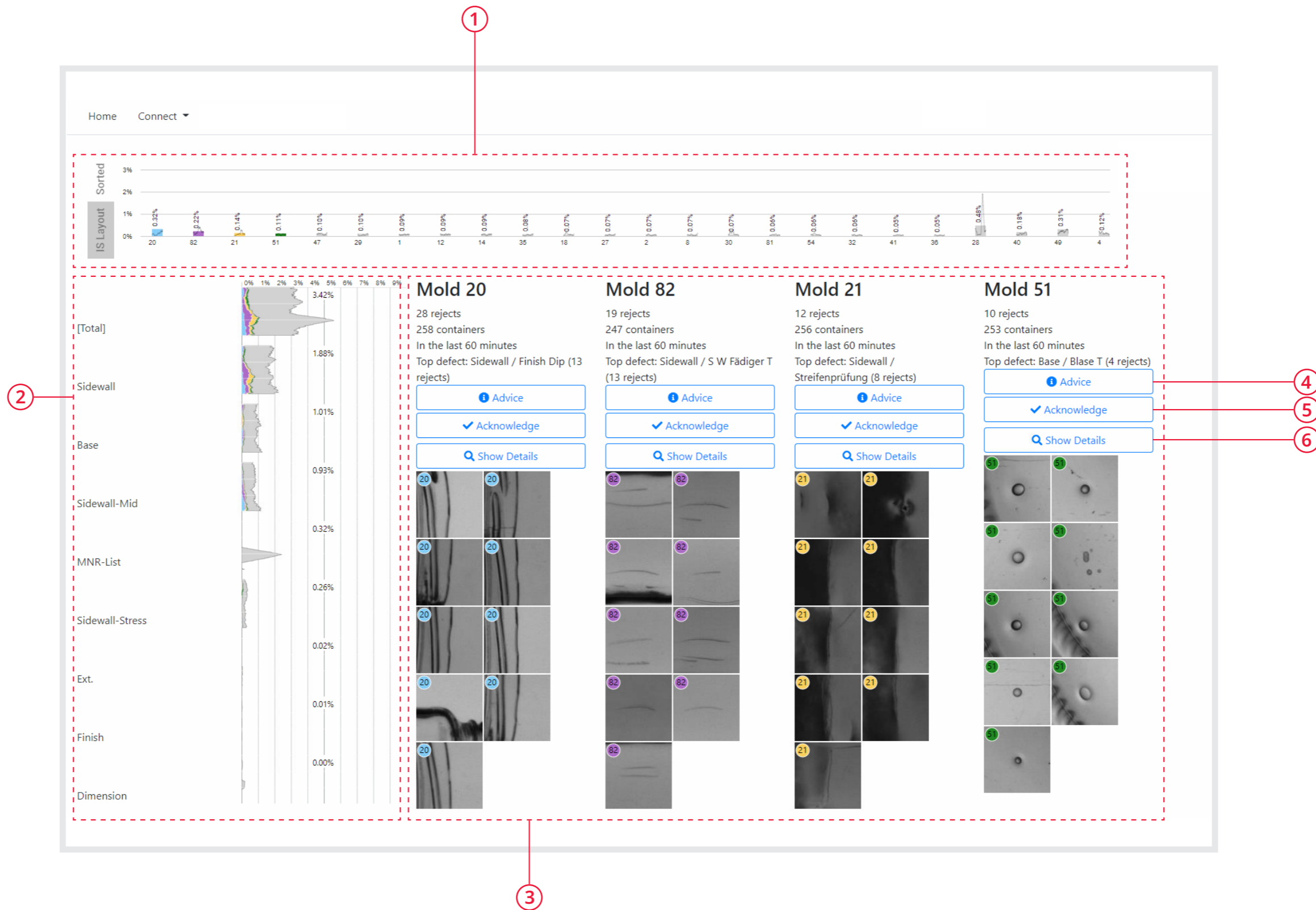
- Comparing measured values between molds
- Identifying trends early before problems arise
- Integration of externally measured values
- Examples of values
- height
- diameter
- angle
- wall thickness



Detailed Analysis Functions

- Analyzing rejects with the help of real inspection images
- Evaluating the quality of defect classification (now supported by Scout Ai)
- Distinguishing between quality issues at Hot End and adjustment problems at Cold End
- The integrated Cause and Remedy database helps to find the problem and implement the solution





- 1. Reject rates per mold (IS-Machine or reject rate sorted)
- 2. Reject rates per station
- 3. Detailed view

- 4. Advice (Cause and Remedy database)
- 5. Acknowledge defect
- 6. More details

Bucher Emhart Glass
Hinterbergstrasse 22
CH-6312 Steinhausen
Tel. +41 41 749 42 00
Fax +41 41 749 42 71
webmaster@bucheremhartglass.com
www.bucheremhartglass.com

Bucher Emhart Glass is a company with a rich heritage and a tradition of excellence that we are proud to continue today. Our founders laid the foundations for automation in glass manufacturing, setting us on a course of marketleading innovations that has lasted for over a century. We created the industry-standard IS machine and have repeatedly delivered game-changing innovations in gob forming, container forming, automation, control and inspection.

Growing strategically through new branches, alliances and acquisitions, we have developed into a true global enterprise with the power to serve customers around the world with speed, responsiveness and understanding. Our global footprint provides the very best in established expertise, economical manufacturing, and hands-on client support.

Our work is underpinned by a profound and unshakeable belief in glass as a packaging material. And we back up that belief with investment in R&D. Driven by our clients' priorities, we continue to work towards new milestones in production speed, product quality, testing precision, and glass container strength. The ideas we have today will deliver the improvements of tomorrow.